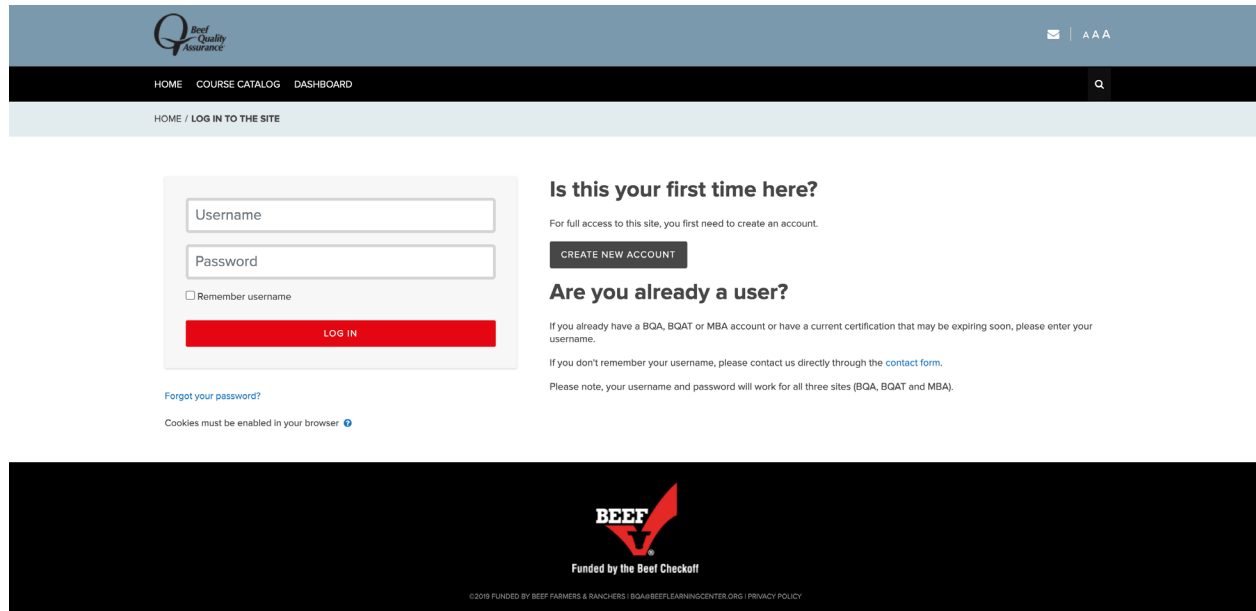


BQA CERTIFICATION INSTRUCTIONS

1. Start [HERE](#)



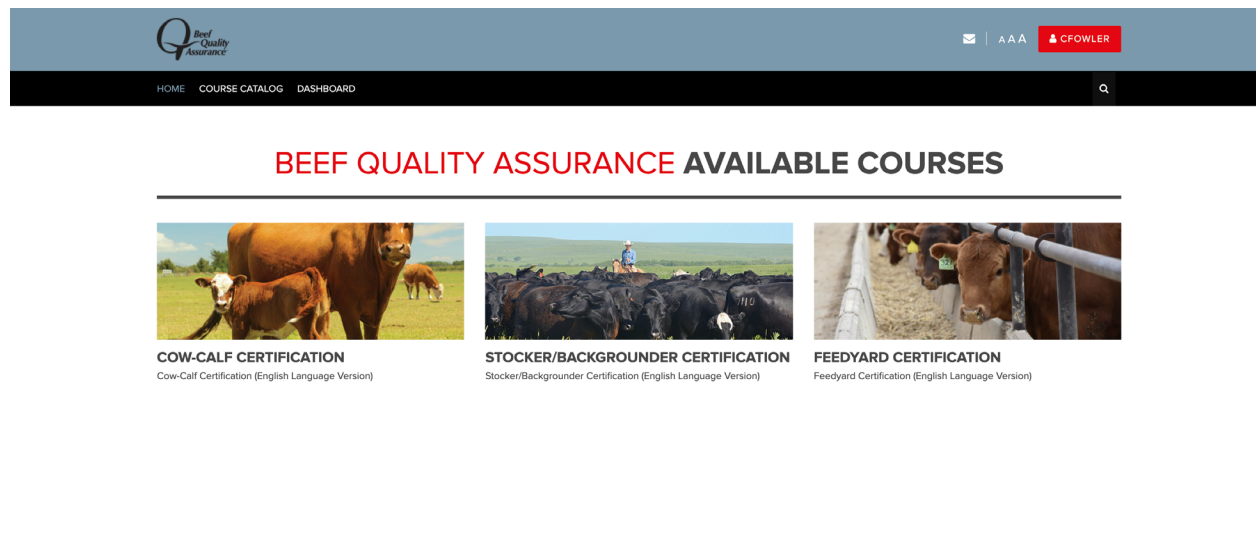
The screenshot shows the login page for Beef Quality Assurance. At the top left is the BQA logo. The navigation bar includes 'HOME', 'COURSE CATALOG', and 'DASHBOARD'. A search icon is on the right. Below the navigation bar is a breadcrumb trail: 'HOME / LOG IN TO THE SITE'.

The main content area is split into two columns. The left column contains a login form with fields for 'Username' and 'Password', a 'Remember username' checkbox, and a red 'LOG IN' button. Below the form are links for 'Forgot your password?' and a note about cookies: 'Cookies must be enabled in your browser'.

The right column has a heading 'Is this your first time here?' followed by the text 'For full access to this site, you first need to create an account.' and a 'CREATE NEW ACCOUNT' button. Below that is the heading 'Are you already a user?' followed by instructions for existing users and a 'contact form' link. A note at the bottom states: 'Please note, your username and password will work for all three sites (BQA, BQAT and MBA)'.

At the bottom of the page is a dark banner with the 'BEEF' logo and the text 'Funded by the Beef Checkoff'. Below the banner is a small copyright notice: '©2019 FUNDED BY BEEF FARMERS & RANCHERS | BQABEEFLEARNINGCENTER.ORG | PRIVACY POLICY'.

2. Once you have created your account, login to the Dashboard and select “Cow/Calf Certification” course.

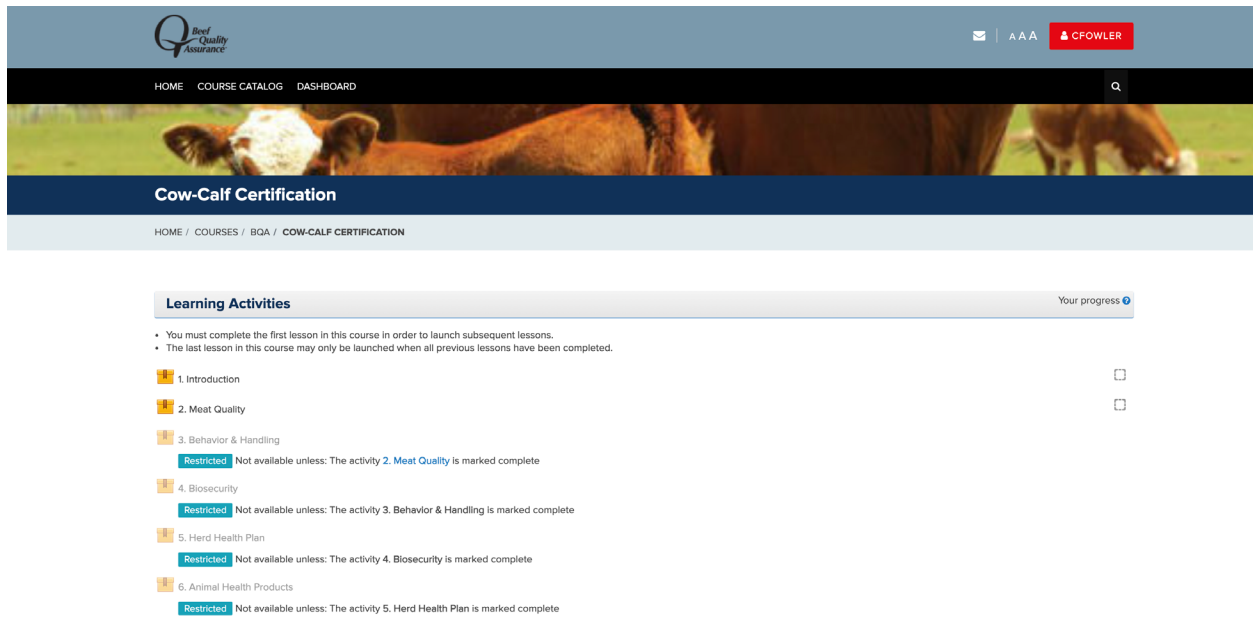


The screenshot shows the 'AVAILABLE COURSES' page on the Beef Quality Assurance website. The navigation bar is similar to the previous page but includes a red 'CFOWLER' button. The breadcrumb trail is 'HOME / COURSE CATALOG / DASHBOARD'.

The main heading is 'BEEF QUALITY ASSURANCE AVAILABLE COURSES'. Below this heading are three course cards, each with a representative image and a title:

- COW-CALF CERTIFICATION**: Image of a cow and calf in a field. Below the title is the text 'Cow-Calf Certification (English Language Version)'.
- STOCKER/BACKGROUND CERTIFICATION**: Image of a herd of black cattle in a field. Below the title is the text 'Stocker/Backgrounder Certification (English Language Version)'.
- FEEDYARD CERTIFICATION**: Image of a cow in a feedlot. Below the title is the text 'Feedyard Certification (English Language Version)'.

3. Once inside the different course listings, click on the first lesson titled “Introduction” to get started. Follow the on-screen instructions to guide you through all lessons to complete your certification.

A screenshot of a Thinkific course page for 'Cow-Calf Certification'. The page has a blue header with the 'Beef Quality Assurance' logo and navigation links for 'HOME', 'COURSE CATALOG', and 'DASHBOARD'. Below the header is a banner image of a cow. The main content area is titled 'Cow-Calf Certification' and shows a list of learning activities. The first activity, '1. Introduction', is marked as complete with a checkmark. The second activity, '2. Meat Quality', is also marked as complete. The remaining activities (3-6) are marked as 'Restricted' and are not available until the previous activity is completed.

Beef Quality Assurance

HOME COURSE CATALOG DASHBOARD

Cow-Calf Certification

HOME / COURSES / BQA / COW-CALF CERTIFICATION

Learning Activities Your progress

- You must complete the first lesson in this course in order to launch subsequent lessons.
- The last lesson in this course may only be launched when all previous lessons have been completed.

1. Introduction
2. Meat Quality
3. Behavior & Handling
Restricted Not available unless: The activity 2. Meat Quality is marked complete
4. Biosecurity
Restricted Not available unless: The activity 3. Behavior & Handling is marked complete
5. Herd Health Plan
Restricted Not available unless: The activity 4. Biosecurity is marked complete
6. Animal Health Products
Restricted Not available unless: The activity 5. Herd Health Plan is marked complete

4. When you complete the BQA certification, your certificate will be emailed to you. This certification is good for 3 years. Save the certificate and upload a copy to your Thinkific platform under the “BQA Activity”.

THINKIFIC