

Spring 2016 calf registration

Preparation is the key to stress-free calf registration. Review your calving records before the spring 2016 calving season is over and make sure you have complete calving records. When it's time to start registering your calves, it will be easier and faster to register your calves if you have all the required information organized.

A great way to keep track of your calving records is with a calving book. The American Hereford Association (AHA) has a simple shirt-pocket size herd book to help keep detailed calving records. Purchase a pocket herd book for \$5 from the AHA customer service department or *ShopHereford.com*.

Calf registration reminders:

- **Whole Herd Total Performance Records (TPR™)** — Participants must have the herd inventory turned in for the season before

calves can be registered. Contact AHA customer service if you don't have a current inventory to update.

- **Dam and sire registration numbers** — Provide complete dam and sire registration numbers. Only Whole Herd TPR participants are allowed to use a herd ID (identification number) in place of a registration number.
- **Type of service** — The type of service is how the dam was bred by the sire. The service type options are natural service or artificial insemination (AI).
 - » Calves sired by an AI bull need an AI certificate for registration unless the bull is in the AHA Non-Certificate AI program.
 - » Natural services by leased or borrowed bulls must be authorized by the bull owner.

A signature from the bull owner can be provided on part two of the application for registration or a letter of authorization can be e-mailed or faxed to the AHA customer service department.

- **Embryo Transplant (ET)** — An embryo recovery date is required to register an ET calf. If the embryo was purchased, contact the sale manager or owner of the donor dam for the recovery date.
- **Tattoo** — A calf must have a permanent tattoo in at least one ear to be registered. The permanent tattoo is what verifies the registered animal to its registration paper. A tattoo can be in one or both ears and can be a maximum of eight numbers and letters. It's recommended to include the "year letter" to indicate the year

Register calves faster with MyHerd.org

The American Hereford Association's (AHA) new online registry system, *MyHerd.org*, saves members time and money. Calves can be registered from a list of cows, and sires can be quickly selected using MyHerd's Quick Pick Sire feature.

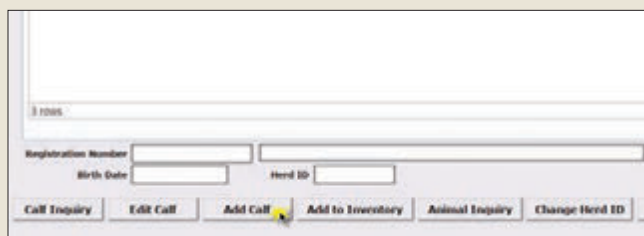
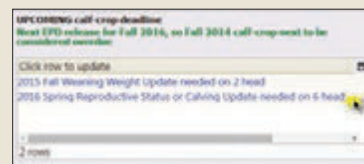
Registrations entered on MyHerd process in real-time; they are completed and provided immediately if entries are successful, and if there is a problem, members are informed immediately of registration errors or incomplete information; in addition, members who register online receive a discounted registration rate. Use the instructions below to register your first calf on MyHerd today!

Pedigree member:

- 1) Log into your Myherd account and go to the "Active Registered Female" page.
- 2) Select a female from the list.
- 3) Click the "Calf Registration" button at the bottom of the page. A new page will open with the dam's information automatically filled. Instruction continues, skip to step 4 on next page.

**Performance member:**

- 1) Log into your MyHerd account and click on the provided calving to-do list task.
- 2) Select a cow from your calving to-do list.
- 3) Click the "Add Calf" button at the bottom of the page. A new page will open with the dam's information automatically filled. Instruction continues, skip to step 4 on next page.



of birth. The year letter for 2016 is “D.”

- **Calf herd ID** — The calf herd ID can be a maximum of 6 numbers or a combination of numbers and letters. The calf herd ID is how the calf is identified or known in your herd. It can be the same as the tattoo or its ear tag number. The only rule is herd IDs can’t be duplicated within a herd.
- **Horn status** — The horn status is the horn phenotype of the calf. The horn codes are as follows: H = horned, P = polled and S = scurred. Note: If a calf has been surgically dehorned, it’s still considered a horned Hereford.
- **Name** — It’s the responsibility of the original owner to name the calf. The name can’t be more than 30 spaces long, including spaces between words. Brands, symbols and commas can’t be used. Names should be unique to each animal,

because no two Herefords should be named the same. The name for an unregistered animal must be its combined tattoo. A registered name can be recorded when the animal is updated to registered status.

- **Birth performance data** — Remember performance data can only be accepted from participating Whole Herd TPR members. If you’re enrolled in the Whole Herd TPR system and birth performance data is rejected when registration is submitted, the rejection has occurred because you’re currently non-compliant and new information can’t be accepted until all overdue information is turned in.

reported as unregistered and upgraded to registered status later. It’s important to report all live calves so that each cow on inventory is given credit for producing a calf.

Q: How much does it cost to register a Hereford calf?

A: The price of registration depends on how old the calf is at the time of registration and how the registration is submitted to the AHA — regular paper form or electronic form (online registry or herd management software). Refer to the table below for regular and electronic registration rates. **HW**

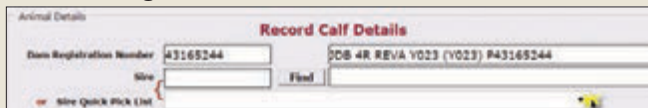
AHA Registration Rates		
	Regular	Electronic
Up to 4 months	\$12.50	\$10.50
4-8 months	\$18.50	\$15.50
8-12 months	\$25.50	\$20.50
More than 12 months	\$50.50	\$50.50

FAQs

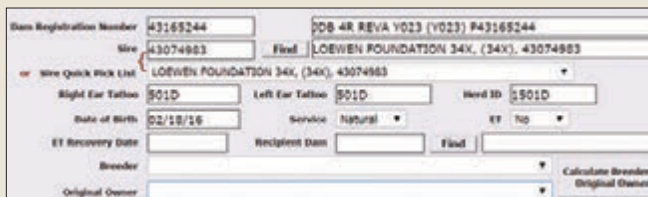
Q: Does a performance breeder have to register every calf to have EPDs?

A: The Whole Herd TPR system doesn’t require every calf to be registered. Calves may be

Continued registration instructions:



- 4) Select the sire of the calf from your sire quick pick list or if he’s not listed just enter his registration number in the box provided and click Find. Note: Once a calf is recorded the bull will be added to your quick pick sire list for your next registration.
- 5) Enter calf’s tattoo information and calf herd ID.
- 6) Enter date of birth (MM/DD/YY)
- 7) Select service: “AI” or “natural”
- 8) Select “Yes,” if calf is an ET (Embryo Transplant), or “No,” if it’s natural or AI.
- 9) If calf is an ET, enter the embryo recovery date and recipient dam’s registration number (for registered Hereford recipient cows only).



- 10) Click the “Calculate Breeder & Original Owner” button.
- 11) Note: Review calculated breeder and original owner, and for multi-owned calves, click the down arrow to select another breeder and/or original owner.
- 12) Select calf’s sex.
- 13) Select “registered” or “unregistered.”
- 14) Select number in birth (1=Single automatically selected).
- 15) Select horn status.
- 16) Enter registered name or combined tattoo if calf is going to be recorded as unregistered.
- 17) Whole Herd TPR™ members only: Enter birth performance data. Calving ease is the only required field. Additional birth information is optional.
- 18) Click “Update” to process the information in real-time.

Call AHA customer service at 816-842-3757 if you have any questions about how to use MyHerd or if you need help understanding an error message. **HW**